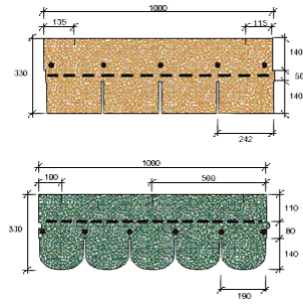
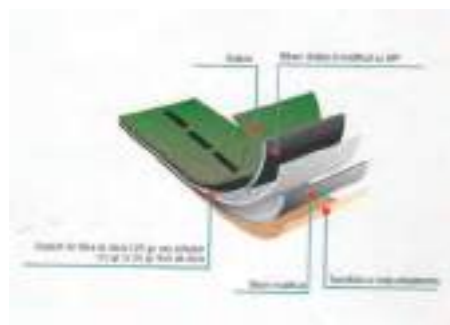



### Poly Tegola Shingles



POLY-TEGOLA Roofing Shingles are the first shingles in the World manufactured using a double reinforcement non-woven polyester plus glass fibre and APP modified bitumen, therefore far superior to competing types offering single layer glass reinforcement only and manufactured with oxidised bitumen.



Roofing, Water Proofing & General Contractors

Deco Roofing Systems Ltd  
Sharp Plaza Ground Flr,  
Mombasa Rd. Opp. Crater Auto Mobiles  
P.O. Box 4730 - 00200 Nairobi  
Email: sales@decoroofing.co.ke  
info@decoroofing.co.ke  
Website: www.deco-roofing.com  
Office Cell: 0715 946 267  
Customer care: 0700 629 607

**Eldoret Office:**  
Tel: 0717 683 154  
decor.roofing@yahoo.com

**Kisumu Office:**  
Tel: 0707 056 830  
decor.roofing@yahoo.com

**50** YEAR WARRANTY

# Stone coated steel roof tile

# DIVINE

It's not just a roof cover,  
it's a **Promise** for your **Noble Home.**

'Divine elegance at the top'

### DIVINE *Orbis*

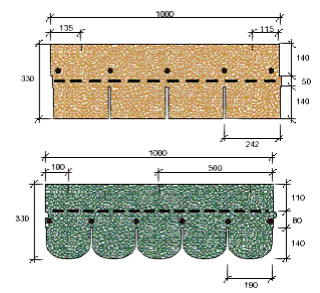
### POLYTEGOLA SHINGLES



DIVINE Orbis is certainly the right choice if you are looking for the beauty of elegant traditional European roof tile. Its gorgeous and smooth curves add an imposing beauty to your home.



Dimension	
Overall length	1,340 mm
Length of Cover	1,270 mm
Width of Cover	370 mm
Weight	2.9 kg
Roof cover	2.13 EA /m <sup>2</sup>
Upstand	25 mm

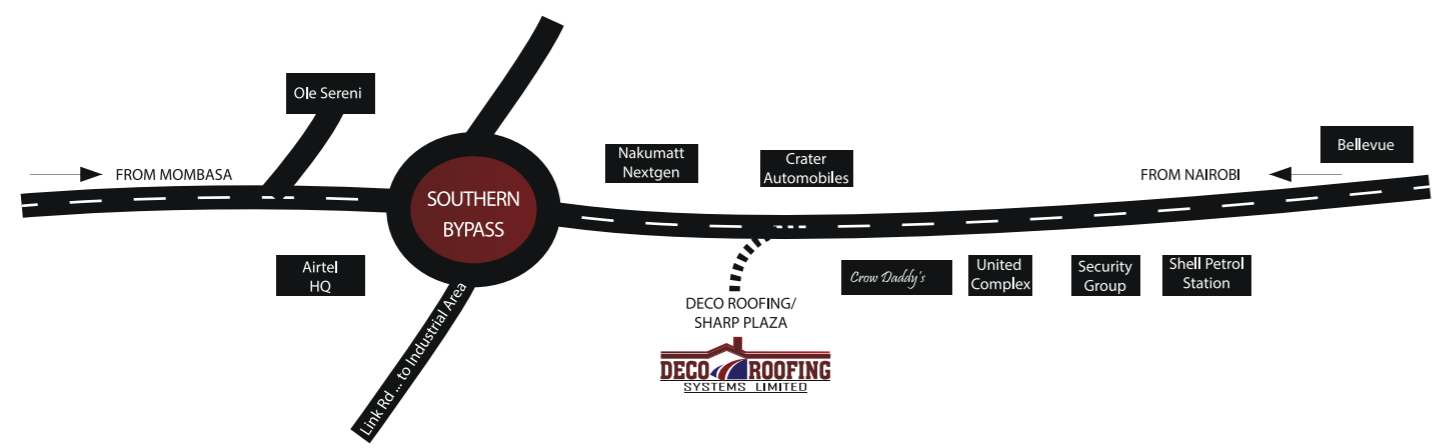


### Waterproofing



It is a bituminous waterproofing membrane made up of a centre carrier in reinforced polyester, Two layers of polymer-modified bitumen, a top layer in ceramic chips and a bottom heat

### Map to DECO Roofing



Sharp Plaza Ground Flr, Mombasa Rd. Opp. Crater Automobiles P.O Box 27553-00506 Nairobi, Cell: 0715-946 267, 0700 629 607  
Email: info@decoroofing.co.ke decor.roofing@yahoo.com www.deco-roofing.com

- DIVINE STONE COATED ROOF TILES**
- **GYPSUM BOARDS**
- **APP WATER-PROOFING MEMBRANE**
- **POLY-TEGOLA SHINGLES (BITUMINOUS SHINGLES)**

DIVINE is steel roof panel formed from Zinalume steel covered with beautifully colored natural stone granule. Not to mention its excellent performance, DIVINE may well be your best ever roof, not only because it is backed by a long lifetime warranty giving you peace of mind, but because it provides perfect combination of style and colour to suit your tastes.

### DIVINE *shingle*

DIVINE *shingle* has regular patterns and shows a modern image. Also, two-tone colours make new fresh design.



Dimension	
Overall length	1,340 mm
Length of Cover	1,270 mm
Width of Cover	368 mm
Weight	2.9 kg
Roof cover	2.14 EA /m <sup>2</sup>
Upstand	17 mm

### DIVINE *orbis*

DIVINE *orbis* is certainly the right choice if you are looking for the beauty of elegant traditional European roof tile. Its gorgeous and smooth curves add an imposing beauty to your home.



Dimension	
Overall length	1,340 mm
Length of Cover	1,270 mm
Width of Cover	370 mm
Weight	2.9 kg
Roof cover	2.13 EA /m <sup>2</sup>
Upstand	25 mm

### DIVINE *vallis*

DIVINE *vallis* has a look of natural wooden tiles. You will feel natural beauty and be satisfied with your choice.



Dimension	
Overall length	1,347 mm
Length of Cover	1,270 mm
Width of Cover	360 mm
Weight	2.9 kg
Roof cover	2.18 EA /m <sup>2</sup>
Upstand	17 mm

### DIVINE *ventus*


DIVINE *ventus* provides the timeless look of true Roman tile. Its elegant and refined gives your home exquisite outlook. You will experience tranquil and peaceful Mediterranean shape mood with DIVINE *ventus*.



Dimension	
Overall length	1,285 mm
Length of Cover	1,220 mm
Width of Cover	372 mm
Weight	2.9 kg
Roof cover	2.20 EA /m <sup>2</sup>
Upstand	25 mm

### DIVINE *crown*

DIVINE *crown* has a look of classic roof tile. It offers modern beauty and grandeur to your home. Due to its gentle and simple look, it is one of the most loved design in DIVINE *range*.



Dimension	
Overall length	1,350 mm
Length of Cover	1,280 mm
Width of Cover	372 mm
Weight	2.9 kg
Roof cover	2.10 EA /m <sup>2</sup>
Upstand	25 mm


### DIVINE *shake*

DIVINE *shake* offers a look of traditional wooden shake. However, thanks to the benefit of steel tile, the longevity and durability are incomparably better than traditional wood shake tile as it never rots or decays. Enjoy the feeling of rural charm with DIVINE *shake*!



Dimension	
Overall length	1,347 mm
Length of Cover	1,282 mm
Width of Cover	372 mm
Weight	2.9 kg
Roof cover	2.09 EA /m <sup>2</sup>
Upstand	28 mm

## Color Chart Actual tile color may vary from this print.



## Accessories

Barge Board Flashing		Side Flashing		Fascia Flashing		Angle trim	
Overall length	1,400 mm	Overall length	1,400 mm	Overall length	1,400 mm	Overall length	405 mm
Length of Cover	1,300 mm	Length of Cover	1,300 mm	Length of Cover	1,300 mm	Length of Cover	377 mm
Width	60 mm	Weight	0.88 kg	Width	10 mm	Width	160 mm
Weight	1.90 kg			Weight	1.15 kg	Weight	0.53 kg
Flat sheet		Ridge trim		Barrel trim		V valley	
Overall length	1,400 mm	Overall length	1,400 mm	Overall length	407 mm	Overall length	1400 mm
Width	457 mm	Length of Cover	1,300 mm	Length of Cover	377 mm	Length of Cover	450 mm
Weight	3.10 kg	Width	50 mm	Weight	0.53 kg	Width	150 mm
		Weight	1.36 kg			Weight	1.20 kg

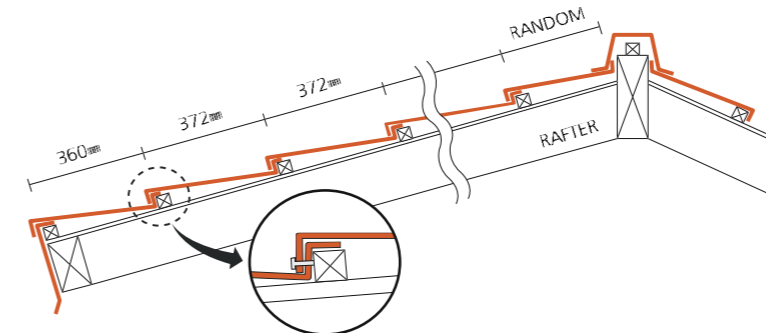
## Why DIVINE ?

- Weatherproof** | It provides a reliable barrier against extremely harsh weather such as hail, heavy snow and storm. Its superior features significantly reduce the threat of roof damage and collapse.
- Fire resistant** | It offers your family with protection against fire as it is made of non-combustible material that will never burn. Knowing that DIVINE is over your head, you will sleep much better.
- Lightweight** | It weighs approximately 1/6 of a concrete tile roof or a clay tile. It allows you to install less support structure to the roof. It makes your home withstand a violent earthquake. No other can offer more value and safety at this light weight.
- Eco-friendly** | It requires little to no lifetime maintenance. And its outstanding durability can virtually eliminate the need to use future raw materials.
- Aesthetic** | It is fit for all kinds of properties with its charming appearance. From traditional terracotta to earth tone, a wide variety of colors is available. It will help you maximize the beauty of your property.
- Construct ability** | DIVINE panels may be laid either left to right or right to left.

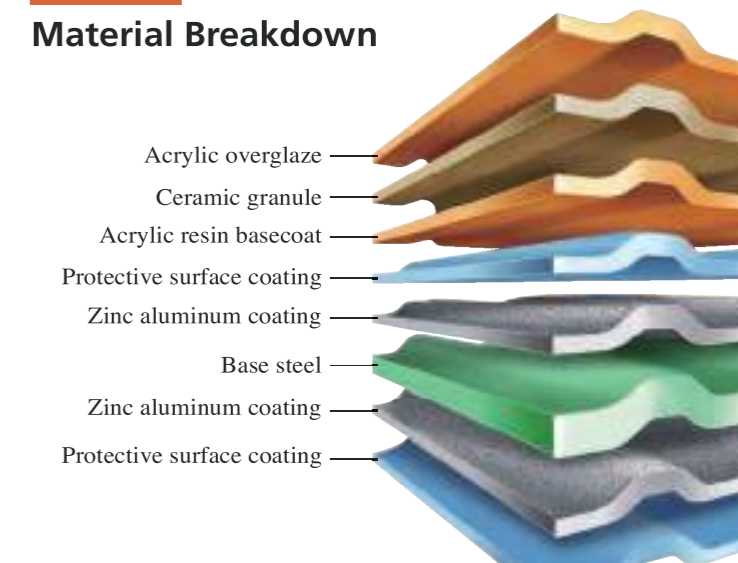
## Zinalume

Zinalume is the name of coating applied to bare sheet steel products that act as a two-punch barrier to the elements. It is composed of 55% aluminum, 1.6% silicon and 43.4% zinc. It has many benefits over galvanized or steel. It is ideally suited for most types of roofing and siding applications because of its extraordinary outdoor corrosion resistance and long term durability.

## Installation Detail



## Material Breakdown



If you are looking for the beauty of traditional roofing tiles, DIVINE certainly the right choice. It adds a unique look of mediterranean to your homes with beautiful curves of classic tiles.